





DATASHEET

RJ45 Patch Cord Cat.5e SF/UTP PVC CCA grey 2m



General data

The Cat.5e RJ45 patch cable ensures good characteristics for 2.5 Gigabit Ethernet applications. Due to the **double shielding**, the patch cable is even **better protected against EMC radiation**.

Cross section 4 x 2 x AWG26/7

Cast anti-kink grommet (**patented**)

Cable structure **SF/UTP**

Length imprint on the grommet

Conductor material CCA

Allgemeine Daten

Suitable for degree of protection (IP)	IP20
Fire retardant version	False
Jacket Material	Polyvinylchlorid (PVC)
Model	Shielded
Length imprint	True
AWG-size	26/7

General data

This datasheet was created automatically on 30-04-2024 . Technical changes reserved.



DATASHEET

RJ45 Patch Cord Cat.5e SF/UTP PVC CCA grey 2m

Cable type	SF/UTP
Category	5e
Pin assignment	1:1
Locking lever	True
Colour anti-kink sleeve	grey
Contacts	Gold plated
Allocation	acc. TIA/EIA 568B
Connector type	RJ45 Standard
Area of Application	Industrial Ethernet
Colour outer sheath	grey
Anti-kink sleeve	plugged in
Halogen free	False

Mechanical characteristics

Conductive shield	Selected shield contact
Bending radius	>25 mm
Mating cycles	2000

Cable construction

Conductor Material	CCA
--------------------	-----

Kabelaufbau

Type of connector connection 2	RJ45 8(8)
Total screening	65 %
Type of connector connection 1	RJ45 8(8)
Cable construction	4x2

Cable sheath

Oil resistant (according to EN 60811-404)	False
Silicone-free	True

Kabelmantel

Printing	SFTP 300 CAT.5E 26AWGX4P PATCH ISO/IEC 11801 & EN 50173 VERIFIED www.efb-elektronik.de
Outer diameter of the cable	5.7 mm

This datasheet was created automatically on 30-04-2024 . Technical changes reserved.



DATASHEET

RJ45 Patch Cord Cat.5e SF/UTP PVC CCA grey 2m

Environmental conditions

Temperature range	-5 - 70 °C
-------------------	------------

Electrical characteristics

Insulation Resistance	10 MΩ
Loop resistance	292 Ω/km
Contact Resistance	30 mΩ
POE class	PoE+ acc. to IEEE802.3at
Current Rating	max. 1 A
Resistance unbalance	5 %
Conductor resistance DC	146 Ω/km

Elektrische Eigenschaften

Test voltage	1000 V DC, 1min
Operating-/ tempering voltage	max. 50 V DC

Übertragungstechnische Eigenschaften

Transmission	2.5Gbit
Bandwidth	100MHz

Standards, approvals, certifications

Cabling standard	EN50173
Connector	IEC 60603-7-3
Oil resistant (acc. EN 60811-2-1)	False

Available variants

ArtNr.	Bezeichnung	Length	Längentoleranz
K5455.0,15	RJ45 Patch Cord Cat.5e SF/UTP PVC CCA grey 0,15m	0.15 m	±5 %
K5455.0,25	RJ45 Patch Cord Cat.5e SF/UTP PVC CCA grey 0,25m	0.25 m	±5 %
K5455.0,3	RJ45 Patch Cord Cat.5e SF/UTP PVC CCA grey 0,3m	0.3 m	±5 %
K5455.0,5	RJ45 Patch Cord Cat.5e SF/UTP PVC CCA grey 0,5m	0.5 m	±5 %
K5455.0,7	RJ45 Patch Cord Cat.5e SF/UTP PVC CCA grey 0,7m	0.7 m	±5 %
K5455.1	RJ45 Patch Cord Cat.5e SF/UTP PVC CCA grey 1m	1.0 m	±5 %
K5455.1,5	RJ45 Patch Cord Cat.5e SF/UTP PVC CCA grey 1,5m	1.5 m	±5 %
K5455.2	RJ45 Patch Cord Cat.5e SF/UTP PVC CCA grey 2m	2.0 m	±5 %
K5455.3	RJ45 Patch Cord Cat.5e SF/UTP PVC CCA grey 3m	3.0 m	±5 %

This datasheet was created automatically on 30-04-2024 . Technical changes reserved.

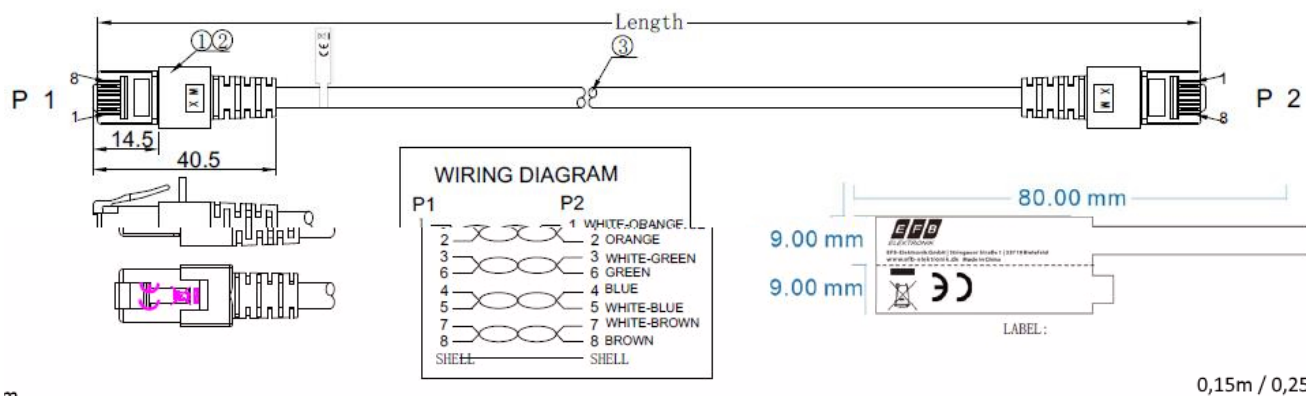


DATASHEET

RJ45 Patch Cord Cat.5e SF/UTP PVC CCA grey 2m

K5455.5	RJ45 Patch Cord Cat.5e SF/UTP PVC CCA grey 5m	5.0 m	±5 %
K5455.7,5	RJ45 Patch Cord Cat.5e SF/UTP PVC CCA grey 7,5m	7.5 m	±5 %
K5455.10	RJ45 Patch Cord Cat.5e SF/UTP PVC CCA grey 10m	10.0 m	±5 %
K5455.15	RJ45 Patch Cord Cat.5e SF/UTP PVC CCA grey 15m	15.0 m	±5 %
K5455.20	RJ45 Patch Cord Cat.5e SF/UTP PVC CCA grey 20m	20.0 m	±5 %
K5455.25	RJ45 Patch Cord Cat.5e SF/UTP PVC CCA grey 25m	25.0 m	±5 %
K5455.30	RJ45 Patch Cord Cat.5e SF/UTP PVC CCA grey 30m	30.0 m	±5 %

Drawings



m

This datasheet was created automatically on 30-04-2024 . Technical changes reserved.

